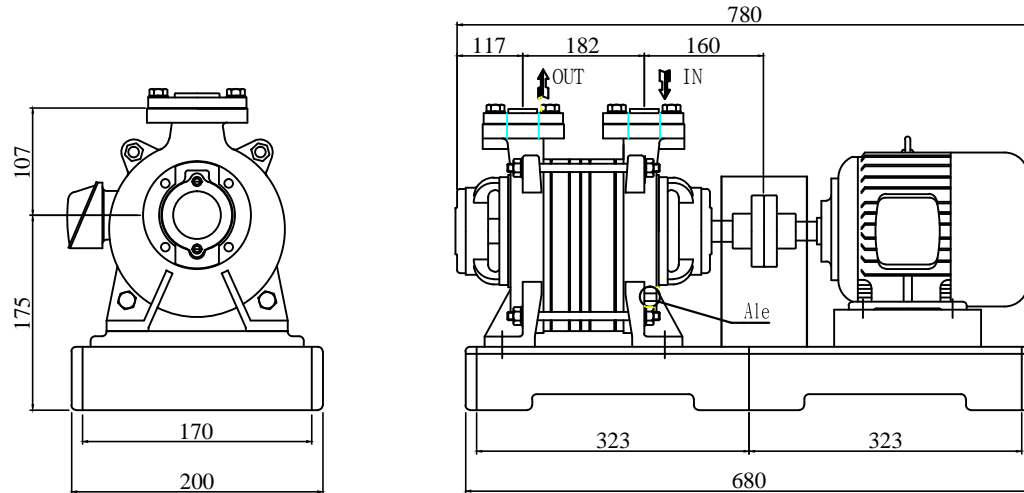
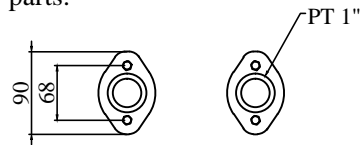


## SPECIFICATIONS

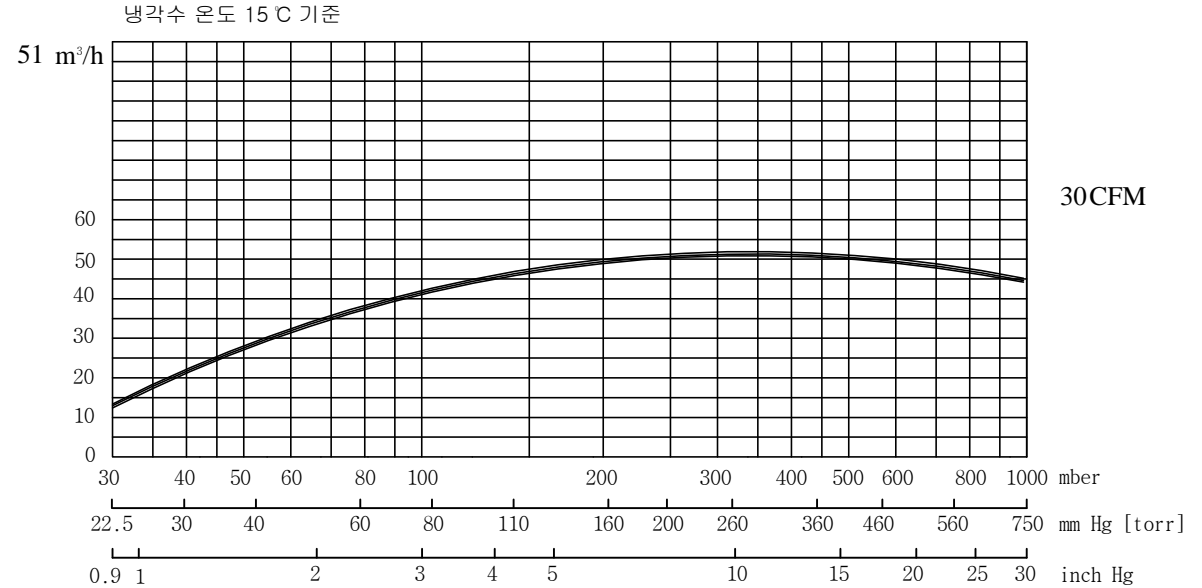
Design	680 Lit./min(50Hz)
Displacement	850 Lit./min(60Hz)
Speed	2880 r.p.m. (50Hz)
	3600 r.p.m. (60Hz)
Normal usage vacuum pressure	Under Torr
Attainable vacuum pressure	Max 17torr
Suction port diameter	IN.OUT 25A (2) (Option:B.S.P.T)
Motor	Horizontal Motor Standard 3-Phase 220/380V 60Hz 2.2kW 2P
Water Capacity	15℃ 기준 8L/MIN
Weight	72 Kg
Painting	Color- VL951 (Company's standard)
Allowable ambient temp.	-10 - 40C

-1 Excluding motor and some other parts.



- 품질 개선을 위해서 예고없이 변경 될수 있음.
- Not binding dimension that can change according to motor make

## Curve referred to dry air at 20°C (68°F) 배기량 SUCTION CAPACITY



### ACCESSORIES(Option)

- Vacuum Manual Valve
- Vacuum gauge
- Vacuum Check Valve
- Separator Tank

### CONSUMABLE LIST

(Vacuum.ENG GENUINE PARTS)

Designation	Specification	Quantity/set
M/C Seal	ø22	2
Bearing	NU304ZZ 5304ZZ	3
Half Coupling	ø65	1
Shaft key	ø18 5X5	1

DWG DATE	SCALE		TITLE
2000.00.00	N/S		WATER RING V/P
DWGBY	DESNBY	CHDBY	APPROVE
			CLIENT
			LOCATION
			DWG NO
			JHRP2-2B